



CHENMKO ENTERPRISE CO.,LTD

GLASS PASSIVATED JUNCTION TRANSIENT VOLTAGE SUPPRESSOR
VOLTAGE-6.8 TO 200 VOLTS
1500 WATTS PEAK POWER 6.5 WATTS STEADY STATE

1.5SCMJ
CA SERIES

Halogens free devices

FEATURES

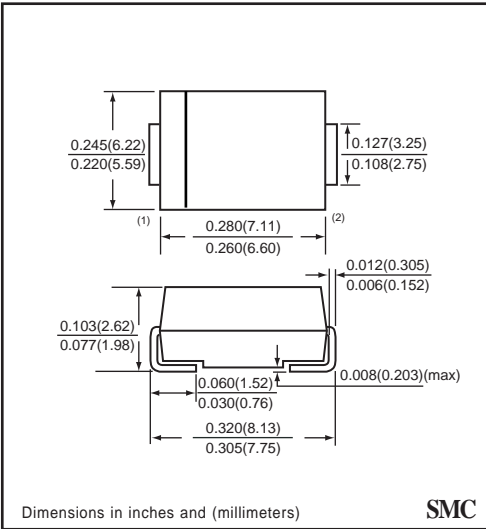
- * Plastic package
- * 1500W surge capability at 1ms
- * Glass passivated chip junction in SMC Package
- * Excellent clamping capability
- * Low Zener Impedance
- * Fast response time: typically less than 1.0ps from 0 volts to BV min.
- * Typical IR less than 1 uA above 10V
- * High temperature soldering guaranteed : 260°C/10 seconds at terminals

MECHANICAL DATA

Case: JEDEC SMC molded plastic
Terminals: Plated axial leads, solderable per MIL-STD-750, Method 2026
Polarity: Bidirectional
Mounting Position: Any
Weight: 0.007 ounce 0.25 gram



SMC



SMC

MAXIMUM RATINGS AND ELECTRICAL CHARACTERISTICS

Ratings at 25°C ambient temperature unless otherwise specified.
 Single phase, half wave, 60 Hz, resistive or inductive load.
 For capacitive load, derate current by 20%.

DEVICES FOR BIDIRECTIONAL APPLICATIONS

For Bidirectional use C or CA Suffix for types 1.5SCMJ6.8A thru types 1.5SCMJ200A
 Electrical characteristics apply in both directions.

MAXIMUM RATINGS (At TA = 25°C unless otherwise noted)

RATINGS	SYMBOL	VALUE	UNITS
Peak Power Dissipation at TA = 25°C, Tp = 1ms (Note1)	PPK	Minimum 1500	Watts
Steady State Power Dissipation at TL = 75°C	PD	6.5	Watts
Peak Forward Surge Current 8.3ms Single Half Sine-Wave Superimposed on Rated Load (Note 2)	IFSM	200	Amps
Operating and Storage Temperature Range	TJ, TSTG	-65 to +175	°C

NOTES : 1. Non-repetitive current pulse, per Fig. 3 and derated above TA = 25°C per Fig. 2.
 2. 8.3ms single half sine-wave, duty cycle = 4 pulses per minute maximum.
 3. P.C.B. mounted 0.31 x 0.31" (8 x 8mm) copper pad areas

2003-01

PRODUCT NO.	Breakdown Voltage				Working Peak Reverse Voltage	Maximum Reverse Leakage at Vrwm	Maximum Reverse Current (NOTE 2)	Maximum Reverse Voltage at Irsm (clamping)	Maximum Temperature Coefficient of Vbr
	VBR Volts (NOTE 1)			@ IT (mA)					
	MIN.	NOM.	MAX.		Vrwm (V)	Ir (uA)	Irsm (A)	Vrsm (V)	(%C)
1.5SCMJ6.8CAGP	6.45	6.8	7.14	10	5.80	2000	143	10.5	0.057
1.5SCMJ7.5CAGP	7.13	7.5	7.88	10	6.40	1000	132	11.3	0.061
1.5SCMJ8.2CAGP	7.79	8.2	8.61	10	7.02	400	124	12.1	0.065
1.5SCMJ9.1CAGP	8.65	9.1	9.55	1.0	7.78	100	112	13.4	0.068
1.5SCMJ10CAGP	9.5	10	10.5	1.0	8.55	20	103	14.5	0.073
1.5SCMJ11CAGP	10.5	11	11.6	1.0	9.40	10	96.0	15.6	0.075
1.5SCMJ12CAGP	11.4	12	12.6	1.0	10.2	5.0	90.0	16.7	0.078
1.5SCMJ13CAGP	12.4	13	13.7	1.0	11.1	5.0	82.0	18.2	0.081
1.5SCMJ15CAGP	14.3	15	15.8	1.0	12.8	5.0	71.0	21.2	0.084
1.5SCMJ16CAGP	15.2	16	16.8	1.0	13.6	5.0	67.0	22.5	0.086
1.5SCMJ18CAGP	17.1	18	18.9	1.0	15.3	5.0	59.5	25.2	0.088
1.5SCMJ20CAGP	19.0	20	21.0	1.0	17.1	5.0	54.0	27.7	0.090
1.5SCMJ22CAGP	20.9	22	23.1	1.0	18.8	5.0	49.0	30.6	0.092
1.5SCMJ24CAGP	22.8	24	25.2	1.0	20.5	5.0	45.0	33.2	0.094
1.5SCMJ27CAGP	25.7	27	28.4	1.0	23.1	5.0	40.0	37.5	0.096
1.5SCMJ30CAGP	28.5	30	31.5	1.0	25.6	5.0	36.0	41.4	0.097
1.5SCMJ33CAGP	31.4	33	34.7	1.0	28.2	5.0	33.0	45.7	0.098
1.5SCMJ36CAGP	34.2	36	37.8	1.0	30.8	5.0	30.0	49.9	0.099
1.5SCMJ39CAGP	37.1	39	41.0	1.0	33.3	5.0	28.0	53.9	0.100
1.5SCMJ43CAGP	40.9	43	45.2	1.0	36.8	5.0	25.3	59.3	0.101
1.5SCMJ47CAGP	44.7	47	49.4	1.0	40.2	5.0	23.2	64.8	0.101
1.5SCMJ51CAGP	48.5	51	53.6	1.0	43.6	5.0	21.4	70.1	0.102
1.5SCMJ56CAGP	53.2	56	58.8	1.0	47.8	5.0	19.5	77.0	0.103
1.5SCMJ62CAGP	58.9	62	65.1	1.0	53.0	5.0	17.7	85.0	0.104
1.5SCMJ68CAGP	64.6	68	71.4	1.0	58.0	5.0	16.3	92.0	0.104
1.5SCMJ75CAGP	71.3	75	78.8	1.0	64.1	5.0	14.6	103	0.105
1.5SCMJ82CAGP	77.9	82	86.1	1.0	70.1	5.0	13.3	113	0.105
1.5SCMJ91CAGP	86.5	91	95.5	1.0	77.8	5.0	12.0	125	0.106
1.5SCMJ100CAGP	95.0	100	105	1.0	85.5	5.0	11.0	137	0.106
1.5SCMJ110CAGP	105	110	116	1.0	94.0	5.0	9.9	152	0.107
1.5SCMJ120CAGP	114	120	126	1.0	102	5.0	9.1	165	0.107
1.5SCMJ130CAGP	124	130	137	1.0	111	5.0	8.4	179	0.107
1.5SCMJ150CAGP	143	150	158	1.0	128	5.0	7.2	207	0.108
1.5SCMJ160CAGP	152	160	168	1.0	136	5.0	6.8	219	0.108
1.5SCMJ170CAGP	162	170	179	1.0	145	5.0	6.4	234	0.108
1.5SCMJ180CAGP	171	180	189	1.0	154	5.0	6.1	246	0.108
1.5SCMJ200CAGP	190	200	210	1.0	171	5.0	5.5	274	0.108

RATING CHARACTERISTIC CURVES (1.5SCMJ6.8CAGP ~ 1.5SCMJ200CAGP)

FIG. 1 - PULSE POWER RATING CURVE

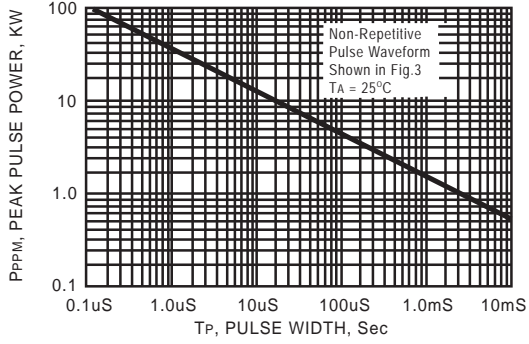


FIG. 2 - PULSE DERATING CURVE

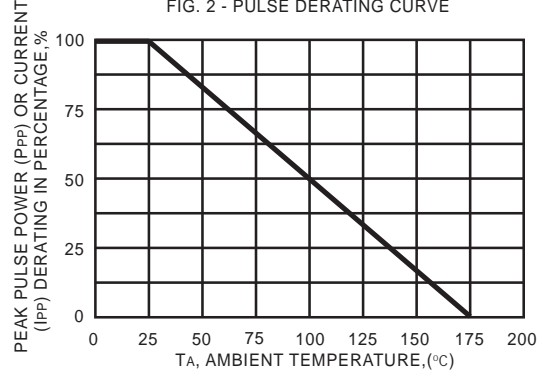


FIG. 3 - PULSE WAVEFORM

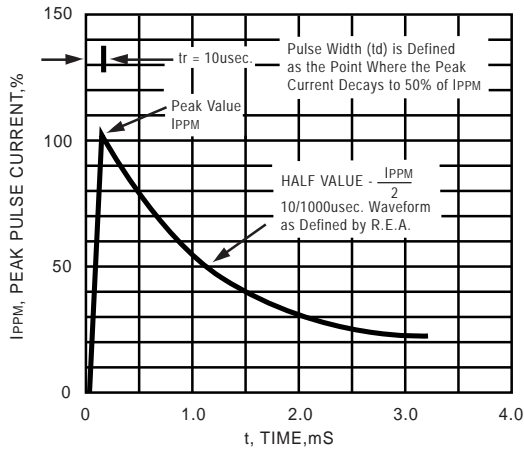


FIG. 4 - TYPICAL JUNCTION CAPACITANCE

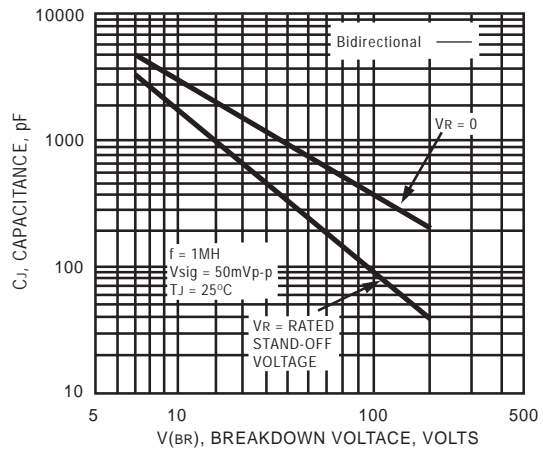


FIG. 5 - STEADY STATE POWER DERATING CURVE

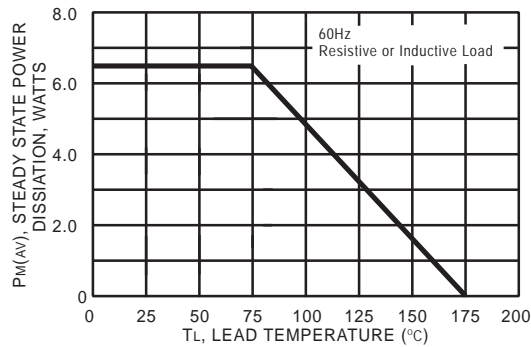
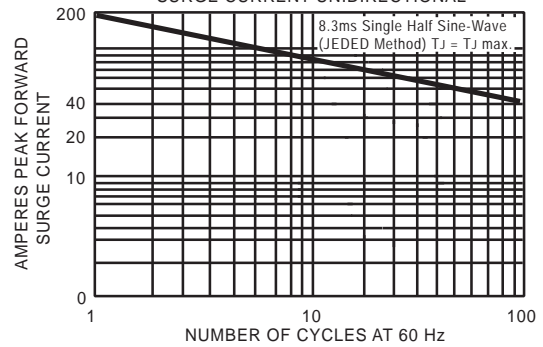


FIG. 6 - MAXIMUM NON-REPETITIVE FORWARD SURGE CURRENT UNIDIRECTIONAL



RATING CHARACTERISTIC CURVES (1.5SCMJ6.8CAGP~ 1.5SCMJ200CAGP)

