



CHENMKO ENTERPRISE CO.,LTD

GLASS PASSIVATED JUNCTION TRANSIENT VOLTAGE SUPPRESSOR
VOLTAGE 39 VOLTS
400 WATTS PEAK POWER 1.0 WATT STEADY STATE

P4SSMJ39AGP-A

Halogens free devices

FEATURES

- * Plastic package
- * 400W surge capability at 1ms
- * Glass passivated chip junction in SMA Package
- * Excellent clamping capability
- * Low Zener Impedance
- * Fast response time: typically less than 1.0ps from 0 volts to BV min.
- * Typical IR less than 1 uA above 10V
- * High temperature soldering guaranteed : 260°C/10 seconds at terminals

MECHANICAL DATA

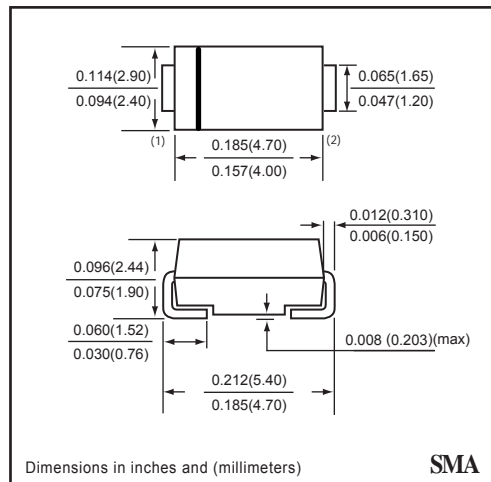
Case: JEDEC SMA molded plastic
Terminals: Plated axial leads, solderable per MIL-STD-750, Method 2026
Polarity: Color band denotes cathode end
Mounting Position: Any
Weight: 0.002 ounce, 0.064 gram

MAXIMUM RATINGS AND ELECTRICAL CHARACTERISTICS

Ratings at 25°C ambient temperature unless otherwise specified.
 Single phase, half wave, 60 Hz. resistive or inductive load.
 For capacitive load, derate current by 20%.



SMA



MAXIMUM RATINGS (At TA = 25°C unless otherwise noted)

RATINGS	SYMBOL	VALUE	UNITS
Peak Power Dissipation at TA = 25°C, Tp = 1ms (Note1)	PPK	Minimum 400	Watts
Steady State Power Dissipation at TL = 75°C	Pd	1.0	Watts
Peak Forward Surge Current 8.3ms Single Half Sine-Wave Superimposed on Rated Load (Note 2)	IFSM	40	Amps
Operating and Storage Temperature Range	TJ, TSTG	-65 to +175	°C

NOTES : 1. Non-repetitive current pulse, per Fig. 3 and derated above T A = 25°C per Fig. 2.
 2. 8.3ms single half sine-wave, duty cycle = 4 pulses per minute maximum.
 3. PC Board Mounted on 0.2 X 0.2" (5 X 5mm) copper pad area

2015-03

ELECTRICAL CHARACTERISTICS (P4SSMJ39AGP-A)

TYPE	Zener Voltage VZ (V) @ IZT			Test current	Working Peak Reverse Voltage	Maximum Reverse Leakage Current	Maximum Reverse Current	Maximum reverse Voltage @IRSM
	Min	Nom	Max					
	Volts	Volts	Volts	IZT(mA)	Vrwm(V)	IR(uA)	I _{rsm} (A)	V _{rsm} (V)
P4SSMJ39AGP-A	37.1	39	41.0	1	33.3	5	7.8	53.9

RATING CHARACTERISTIC CURVES (P4SSMJ39AGP-A)

FIG. 1 - PEAK PULSE POWER RATING CURVE

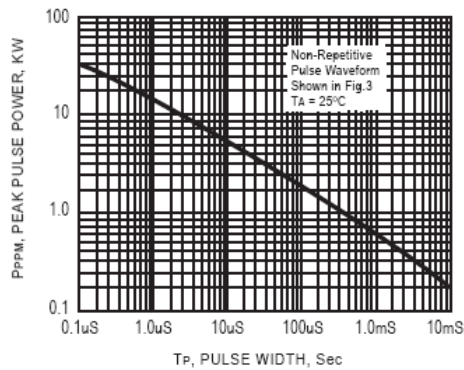


FIG. 2 - PULSE DERATING CURVE

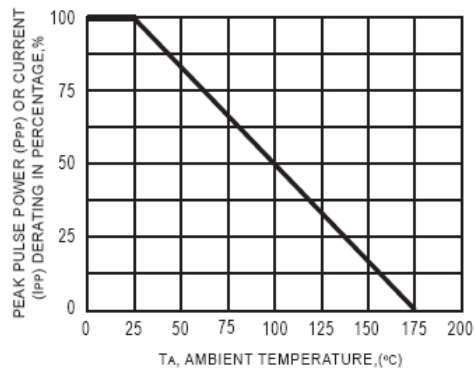


FIG. 3 - PULSE WAVEFORM

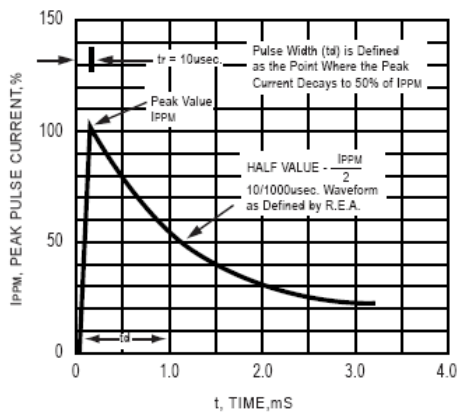
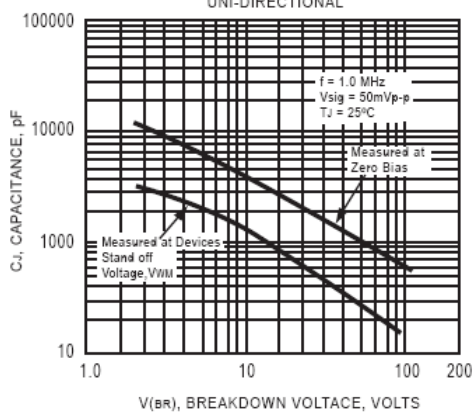


FIG. 4 - TYPICAL JUNCTION CAPACITANCE UNI-DIRECTIONAL



RATING CHARACTERISTIC CURVES (P4SSMJ39AGP-A)

FIG. 5 - STEADY STATE POWER DERATING CURVE

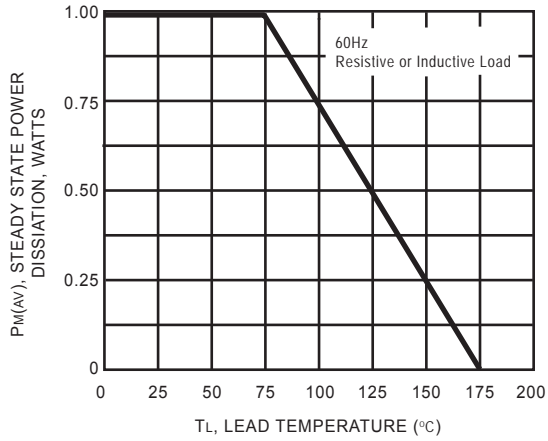


FIG. 6 - MAXIMUM NON-REPETITIVE FORWARD SURGE CURRENT UNIDIRECTIONAL

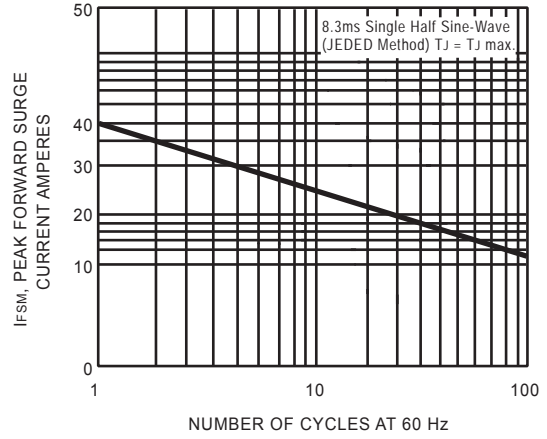
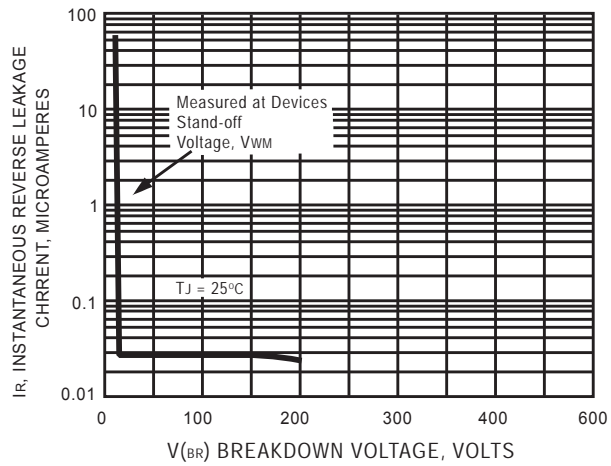


FIG. 7 - TYPICAL REVERSE LEAKAGE CHARACTERISTICS





CHENMKO ENTERPRISE CO.,LTD

SURFACE MOUNT
RECOMMENDED FOOT PRINT
all dimensions in mm

SMA

