



CHENMKO ENTERPRISE CO.,LTD

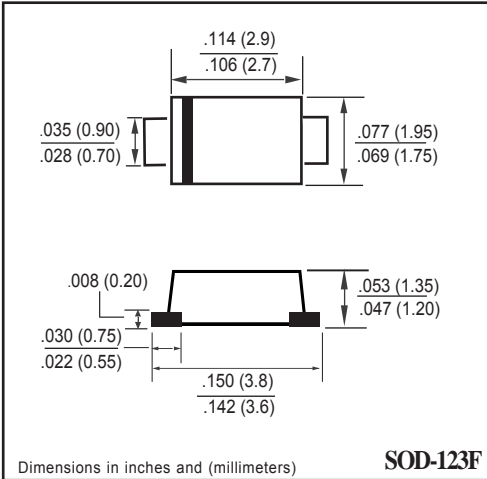
TVSF36AGP-A

GLASS PASSIVATED JUNCTION TRANSIENT VOLTAGE SUPPRESSOR
VOLTAGE-36 VOLTS
200 WATTS PEAK POWER 1.0 WATT STEADY STATE

Halogens free devices

FEATURES

- * Plastic package
- * 200W surge on 10/1000 uS waveform
- * Glass passivated chip junction in SOD-123F Package
- * Excellent clamping capability
- * Low Zener Impedance
- * Hightemperaturesolderingguaranteed:
260oC/10secondsatterminals



MAXIMUM RATINGS AND ELECTRICAL CHARACTERISTICS

Ratings at 25°C ambient temperature unless otherwise specified.
 Single phase, half wave, 60 Hz, resistive or inductive load.
 For capacitive load, derate current by 20%.

DEVICES FOR BIDIRECTIONAL APPLICATIONS

For Bidirectional use C or CA Suffix for types TVSF5.0AGP thru types TVSF190AGP
 Electrical characteristics apply in both directions.

MAXIMUM RATINGS (At Ta = 25°C unless otherwise noted)

RATINGS	SYMBOL	VALUE	UNITS
Peak Power Dissipation On 10/1000 uS Waveform	PPK	Minimum 200	Watts
Steady State Power Dissipation at TL = 75°C	Pd	1.0	Watts
Peak Forward Surge Current 8.3ms Single Half Sine-Wave Superimposed on Rated Load	IFSM	20	Amps
Operating and Storage Temperature Range	TJ, TSTG	-65 to +150	°C

ELECTRICAL CHARACTERISTICS (TVSF36AGP-A)

TYPE	Zener Voltage VZ (V) @ IZT			Test current	Working Peak Reverse Voltage	Maximum Reverse Leakage Current	Maximum Reverse Current	Maximum reverse Voltage @IRSM
	Min	Nom	Max	IZT(mA)				
	Volts	Volts	Volts		Vrwm(V)	IR(uA)	Irsm(A)	Vrsm(V)
TVSF36AGP-A	40.0		44.2	1.0	36	5.0	3.44	58.1

RATING CHARACTERISTIC CURVES (TVSF36AGP-A)

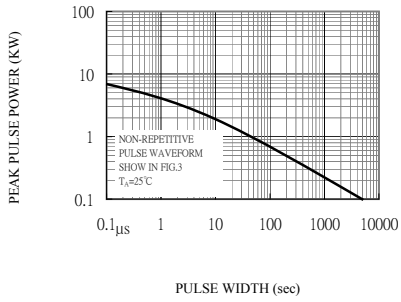


FIG. 1 - PEAK PULSE POWER RATING CURVE

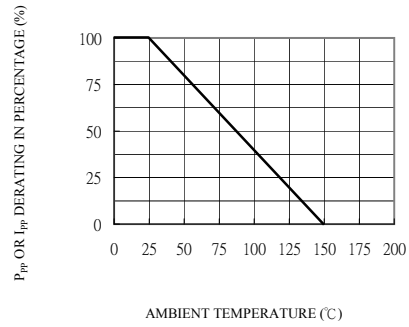


FIG. 2 - PULSE DERATING CURVE

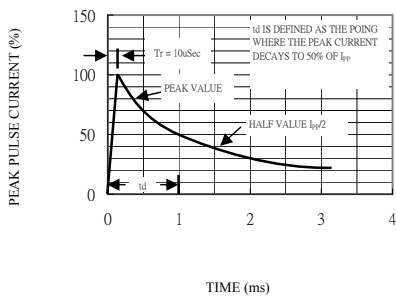


FIG. 3 - PULSE WAVEFORM

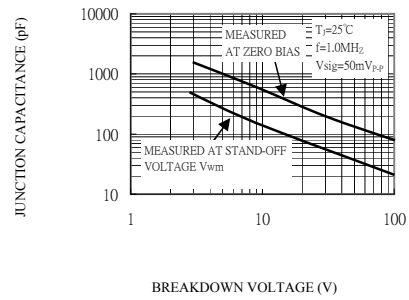


FIG. 4 - TYPICAL JUNCTION CAPACITANCE



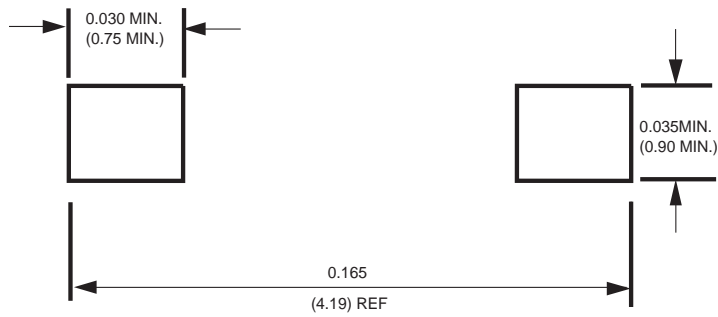
CHENMKO ENTERPRISE CO.,LTD

SURFACE MOUNT
RECOMMENDED FOOT PRINT

SOD-123F

SOD-123F

Mounting Pad Layout



Dimensions in inches and (millimeters)