



CHENMKO ENTERPRISE CO.,LTD

Halogens free devices

SURFACE MOUNT

SCHOTTKY BARRIER DIODE

VOLTAGE 30 Volts CURRENT 0.2 Ampere

CH521G-30GP

APPLICATION

* Low current rectification and high speed switching

FEATURE


- * Extremely small surface mounting type. (SOD-723)
- * $I_o=200mA$ guaranteed despite size
- * Low V_F . ($V_F=0.40V$ Typ. at 200mA)

CONSTRUCTION

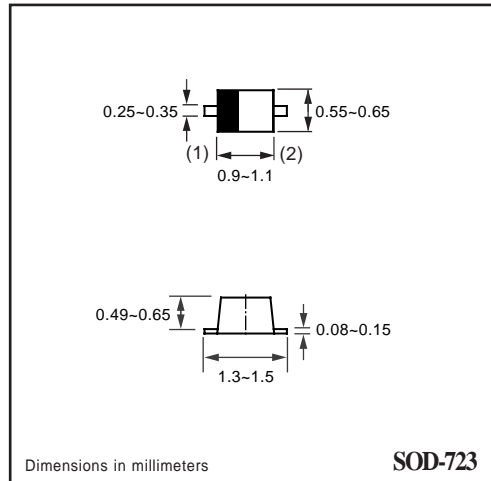
* Silicon epitaxial planar

MARKING

* 3



SOD-723



SOD-723

CIRCUIT



MAXIMUM RATINGS (At $T_A = 25^\circ C$ unless otherwise noted)

RATINGS	SYMBOL	CH521G-30GP	UNITS
Maximum Recurrent Peak Reverse Voltage	V_{RRM}	30	Volts
Maximum RMS Voltage	V_{RMS}	21	Volts
Maximum DC Blocking Voltage	V_{DC}	30	Volts
Maximum Average Forward Rectified Current	I_o	0.2	Amps
Peak Forward Surge Current at 8.3 mSec single half sine-wave	I_{FSM}	1.0	Amps
Maximum Operating Temperature Range	T_J	+125	$^\circ C$
Storage Temperature Range	T_{STG}	-40 to +125	$^\circ C$

ELECTRICAL CHARACTERISTICS (At $T_A = 25^\circ C$ unless otherwise noted)

CHARACTERISTICS	SYMBOL	CH521G-30GP	UNITS
Maximum Instantaneous Forward Voltage at $I_f = 200mA$	V_F	0.50	Volts
Maximum Average Reverse Current at $V_R = 10V$	I_R	30.0	μA

NOTES : 1. Measured at 1.0 MHz and applied reverse voltage of 10 volts.
 2. ESD sensitive product handling required.

RATING CHARACTERISTIC CURVES (CH521G-30GP)

FIG. 1 - FORWARD CHARACTERISTICS

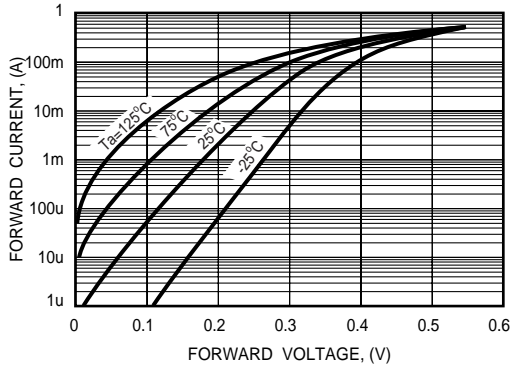


FIG. 2 - REVERSE CHARACTERISTICS

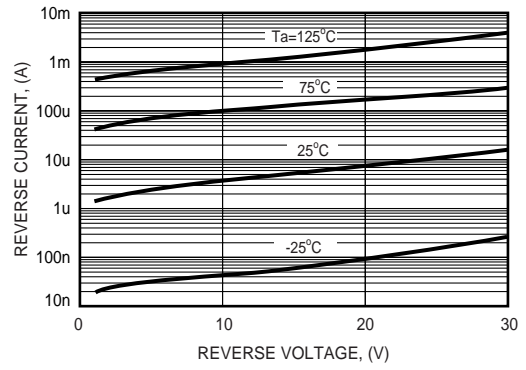


FIG. 3 - TYPICAL JUNCTION CAPACITANCE

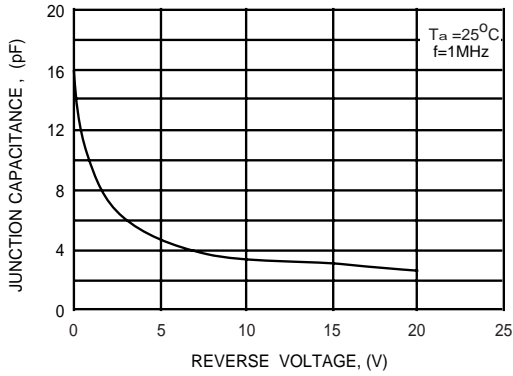


FIG. 4 - TYPICAL FORWARD CURRENT DERATING CURVE

