



CHENMKO ENTERPRISE CO.,LTD

Halogens free devices

SURFACE MOUNT

SCHOTTKY BARRIER DIODE

VOLTAGE 40 Volts CURRENT 0.5 Ampere

CH411S-40GP

APPLICATION

* Low power rectification

FEATURE

- * Small surface mounting type. (SC-79/SOD-523)
- * Low VF. (VF=0.43V Typ. at 0.5A)
- * High reliability

CONSTRUCTION

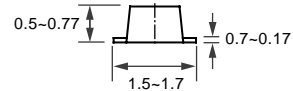
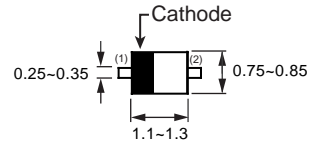
* Silicon epitaxial planar

MARKING

* P



SC-79/SOD-523



Dimensions in millimeters

SC-79/SOD-523

CIRCUIT



MAXIMUM RATINGS (At TA = 25°C unless otherwise noted)

RATINGS	SYMBOL	CH411S-40GP	UNITS
Maximum Recurrent Peak Reverse Voltage	VRRM	40	Volts
Maximum RMS Voltage	VRMS	28	Volts
Maximum DC Blocking Voltage	VDC	20	Volts
Maximum Average Forward Rectified Current	IO	0.5	Amps
Peak Forward Surge Current at 8.3 mSec single half sine-wave	IFSM	3.0	Amps
Typical Junction Capacitance between Terminal (Note 1)	CJ	20	pF
Maximum Operating Temperature Range	TJ	+125	°C
Storage Temperature Range	TSTG	-40 to +125	°C

ELECTRICAL CHARACTERISTICS (At TA = 25°C unless otherwise noted)

CHARACTERISTICS	SYMBOL	CH411S-40GP	UNITS
Maximum Instantaneous Forward Voltage at IF(1)= 10mA	VF(1)	0.30	Volts
Maximum Instantaneous Forward Voltage at IF(2)= 500mA	VF(2)	0.50	Volts
Maximum Average Reverse Current at VR= 10V	IR	30	uAmps

NOTES : 1. Measured at 1.0 MHz and applied reverse voltage of 10.0 volts.
 2. ESD sensitive product handling required.

2007-04

RATING CHARACTERISTIC CURVES (CH411S-40GP)

FIG. 1 - FORWARD CHARACTERISTICS

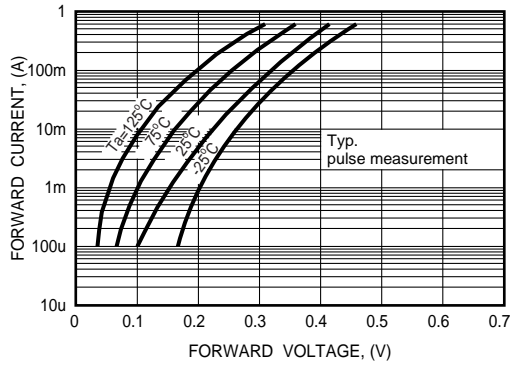


FIG. 2 - REVERSE CHARACTERISTICS

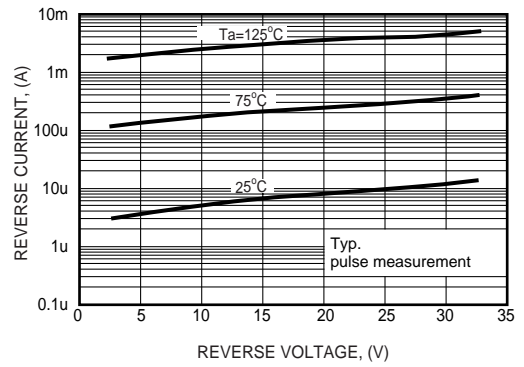


FIG. 3 - TYPICAL JUNCTION CAPACITANCE

