



CHENMKO ENTERPRISE CO.,LTD

CH495DGP

SURFACE MOUNT

SCHOTTKY BARRIER DIODE

VOLTAGE 40 Volts CURRENT 0.4 Ampere

Halogens free devices

APPLICATION

* Low power rectification

FEATURE


- * Small surface mounting type. (SOT-23)
- * Two diode with common cathode for excellent.
- * High reliability

CONSTRUCTION

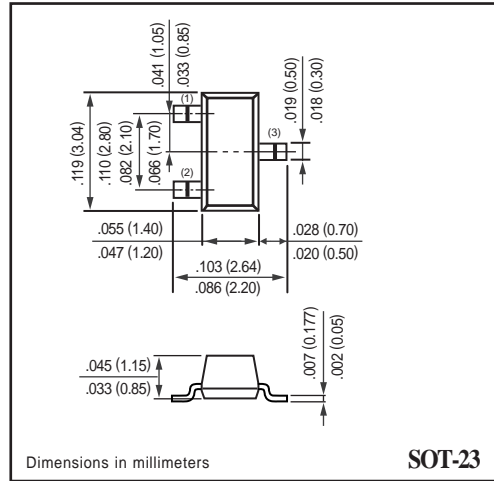
* Silicon epitaxial planar

MARKING

* 04F



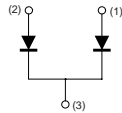
SOT-23



Dimensions in millimeters

SOT-23

CIRCUIT



MAXIMUM RATINGS (At TA = 25°C unless otherwise noted)

RATINGS	SYMBOL	CH495DGP	UNITS
Maximum Recurrent Peak Reverse Voltage	VRRM	40	Volts
Maximum RMS Voltage	VRMS	28	Volts
Maximum DC Blocking Voltage	VDC	25	Volts
Maximum Average Forward Rectified Current	Io	0.4	Amps
Peak Forward Surge Current at 8.3 mSec single half sine-wave	IFSM	2.0	Amps
Typical Junction Capacitance between Terminal (Note 1)	CJ	20	pF
Maximum Operating Temperature Range	TJ	+125	°C
Storage Temperature Range	TSTG	-40 to +125	°C

ELECTRICAL CHARACTERISTICS (At TA = 25°C unless otherwise noted)

CHARACTERISTICS	SYMBOL	CH495DGP	UNITS
Maximum Instantaneous Forward Voltage at If(1)= 10mA	Vf(1)	0.30	Volts
Maximum Instantaneous Forward Voltage at If(2)= 200mA	Vf(2)	0.50	Volts
Maximum Average Reverse Current at Vr= 25V	IR	70	uAmps

NOTES : 1. Measured at 1.0 MHz and applied reverse voltage of 10.0 volts.
2. ESD sensitive product handling required.

RATING CHARACTERISTIC CURVES (CH495DGP)

FIG. 1 - FORWARD CHARACTERISTICS

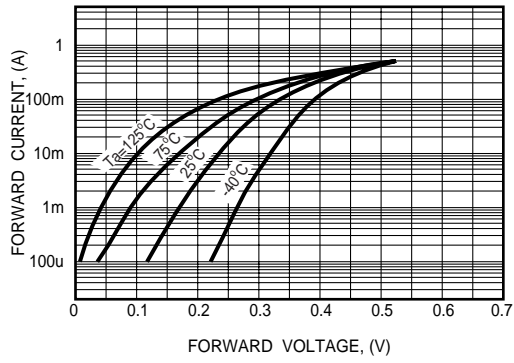


FIG. 2 - REVERSE CHARACTERISTICS

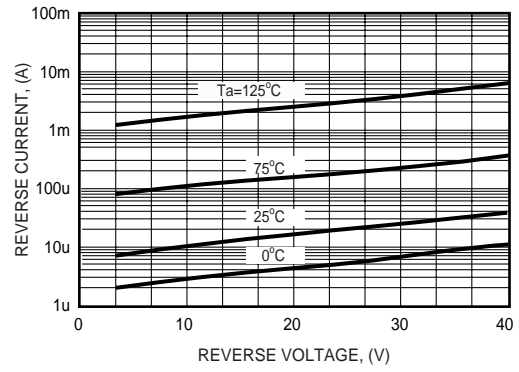


FIG. 3 - TYPICAL JUNCTION CAPACITANCE

