



CHENMKO ENTERPRISE CO.,LTD

Halogens free devices

SURFACE MOUNT SCHOTTKY BARRIER DIODE

VOLTAGE 20 Volts CURRENT 0.4 Ampere

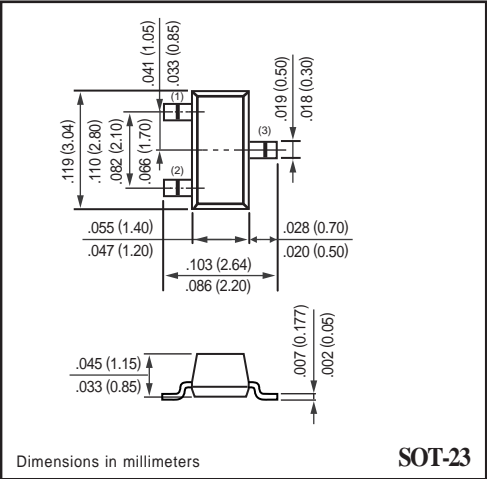
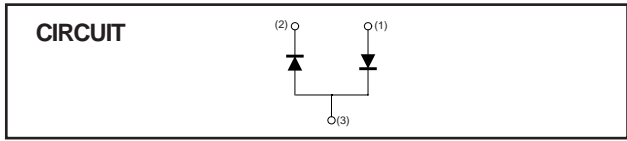

CH0420LSGP

APPLICATION
* Low power rectification

FEATURE
* Small surface mounting type. (SOT-23)
* Two diode with common cathode for excellent.
* High reliability

CONSTRUCTION
* Silicon epitaxial planar

MARKING
* B8



MAXIMUM RATINGS (At $T_A = 25^\circ\text{C}$ unless otherwise noted)

RATINGS	SYMBOL	CH0420LSGP	UNITS
Maximum Recurrent Peak Reverse Voltage	V_{RRM}	20	Volts
Maximum RMS Voltage	V_{RMS}	14	Volts
Maximum DC Blocking Voltage	V_{DC}	20	Volts
Maximum Average Forward Rectified Current	I_o	0.4	Amps
Peak Forward Surge Current at 8.3 mSec single half sine-wave	I_{FSM}	2.0	Amps
Typical Junction Capacitance between Terminal (Note 1)	C_J	170	pF
Maximum Operating Temperature Range	T_J	+125	$^\circ\text{C}$
Storage Temperature Range	T_{STG}	-55 to +125	$^\circ\text{C}$

ELECTRICAL CHARACTERISTICS (At $T_A = 25^\circ\text{C}$ unless otherwise noted)

CHARACTERISTICS	SYMBOL	CH0420LSGP	UNITS
Maximum Instantaneous Forward Voltage at $I_F(1) = 100\text{mA}$	$V_F(1)$	0.31	Volts
Maximum Instantaneous Forward Voltage at $I_F(2) = 500\text{mA}$	$V_F(2)$	0.43	Volts
Maximum Average Reverse Current at $V_R = 10\text{V}$	$I_R(1)$	100	μAmps
Maximum Average Reverse Current at $V_R = 20\text{V}$	$I_R(2)$	250	μAmps

NOTES : 1. Measured at 1.0 MHz and applied reverse voltage of 0 volts.
2. ESD sensitive product handling required.

RATING CHARACTERISTIC CURVES (CH0420LSGP)

FIG. 1 - FORWARD CURRENT DERATING CURVE

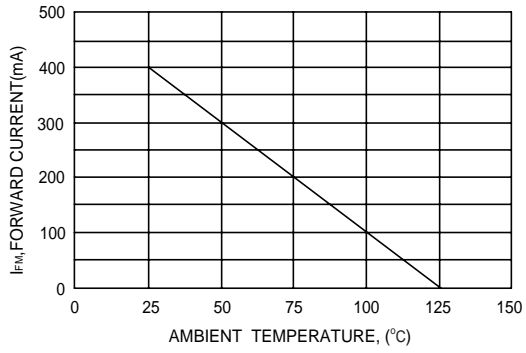


FIG. 2 - FORWARD CHARACTERISTICS

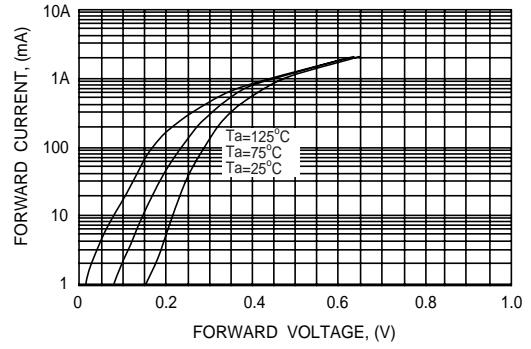


FIG. 3 - REVERSE CHARACTERISTICS

