



CHENMKO ENTERPRISE CO.,LTD

SSM0240SGP

SURFACE MOUNT

SCHOTTKY BARRIER DIODE

VOLTAGE 40 Volts CURRENT 0.2 Ampere

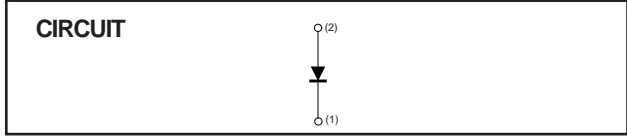
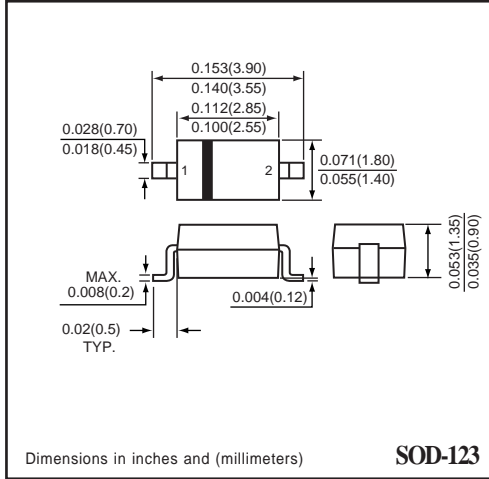

Halogens free devices

APPLICATION
* Low power rectification and high speed switching

FEATURE
* Extremely small surface mounting type. (SOD-123)
* Low Forward Voltage Drop
* High reliability
* Lead free devices

CONSTRUCTION
* Silicon epitaxial planar

MARKING
* K22



MAXIMUM RATINGS (At TA = 25°C unless otherwise noted)

RATINGS	SYMBOL	SSM0240SGP	UNITS
Maximum Recurrent Peak Reverse Voltage	VRRM	40	Volts
Maximum RMS Voltage	VRMS	28	Volts
Maximum DC Blocking Voltage	VDC	40	Volts
Maximum Average Forward Rectified Current	IO	0.2	Amps
Peak Forward Surge Current at 8.3 mSec single half sine-wave	IFSM	1.5	Amps
Typical Junction Capacitance between Terminal (Note 1)	CJ	50	pF
Maximum Operating Temperature Range	TJ	+125	°C
Storage Temperature Range	TSTG	-65 to +125	°C

ELECTRICAL CHARACTERISTICS (At TA = 25°C unless otherwise noted)

CHARACTERISTICS	SYMBOL	SSM0240SGP	UNITS
Maximum Instantaneous Forward Voltage	VF	0.37	Volts
		0.60	
Maximum Average Reverse Current at	IR	5.0	uAmps

NOTES : 1. Measured at 1.0 MHz and applied reverse voltage of 10.0 volts.
2. ESD sensitive product handling required.

RATING CHARACTERISTIC CURVES (SSM0240SGP)

FIG. 1 - FORWARD CHARACTERISTICS

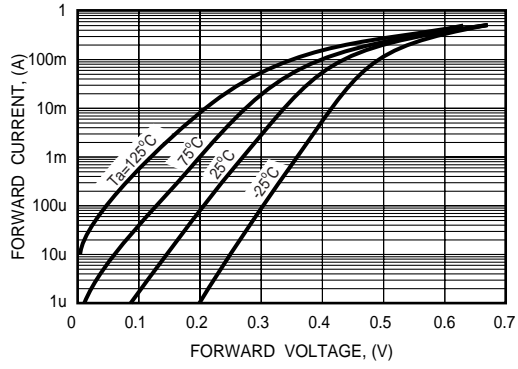


FIG. 2 - REVERSE CHARACTERISTICS

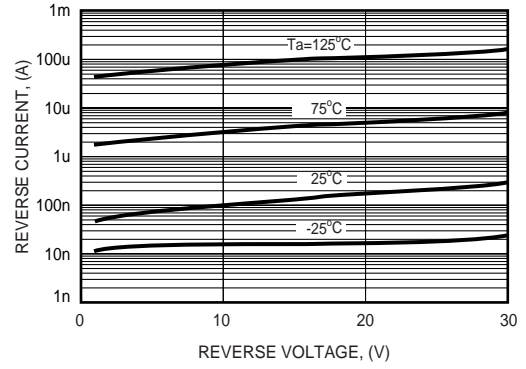


FIG. 3 - TYPICAL JUNCTION CAPACITANCE

