CHENMKO ENTERPRISE CO.,LTD

BAT54DWGP-A

Halogens free devices

SURFACE MOUNT

SCHOTTKY DIODE ARRAY

VOLTAGE 30 Volts CURRENT 0.2 Ampere

APPLICATION

* Ultra high speed switching

FEATURE

* Small surface mounting type. (SC-88/SOT-363)
* High speed. (T_{RR}=2.5nSec Typ.)
* Suitable for high packing density.
* Maximum total power disspation is 230mW.
* Peak forward current is 300mA.
* Schottky diode array (Dual common anode).

CONSTRUCTION

* Silicon epitaxial planar

MARKING

* DW1

SC-88/SOT-363

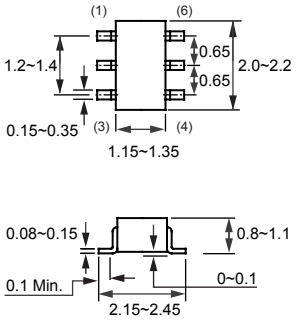

Dimensions in millimeters

SC-88/SOT-363

CIRCUIT

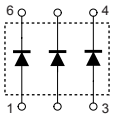

RATINGS	SYMBOL	BAT54DWGP-A	UNITS
Maximum Recurrent Peak Reverse Voltage	V_{RRM}	30	Volts
Maximum RMS Voltage	V_{RMS}	21	Volts
Maximum DC Blocking Voltage	V_{DC}	30	Volts
Maximum Average Forward Rectified Current	I_O	0.2	Amps
Peak Forward Surge Current at 1Sec.	I_{FSM}	0.6	Amps
Typical Junction Capacitance between Terminal (Note 1)	C_J	10	pF
Maximum Reverse Recovery Time (Note 2)	T_{RR}	5.0	nSec
Maximum Operating Temperature Range	T_J	+150	°C
Storage Temperature Range	T_{STG}	-55 to +150	°C

ELECTRICAL CHARACTERISTICS (At T_A = 25°C unless otherwise noted)

CHARACTERISTICS	SYMBOL	BAT54DWGP-A	UNITS
Maximum Instantaneous Forward Voltage at I_F= 100mA	V_F	1.0	Volts
Maximum Average Reverse Current at V_R= 25V	I_R	2.0	uAmps

NOTES : 1. Measured at 1.0 MHz and applied reverse voltage of 1.0 volts.
2. Measured at applied froward current of 10mA and reverse current of 10mA.
3. ESD sensitive product handling required.

2004-06

RATING CHARACTERISTIC CURVES (BAT54DWGP-A)

FIG. 1 - FORWARD CHARACTERISTICS

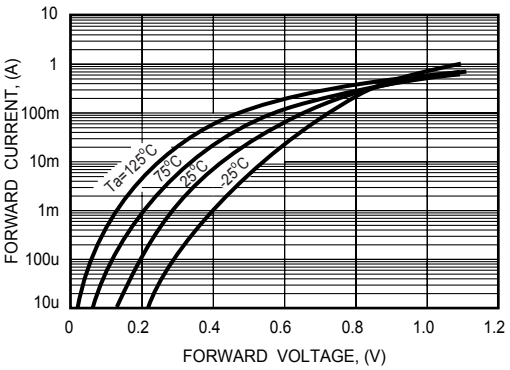

FIG. 2 - REVERSE CHARACTERISTICS

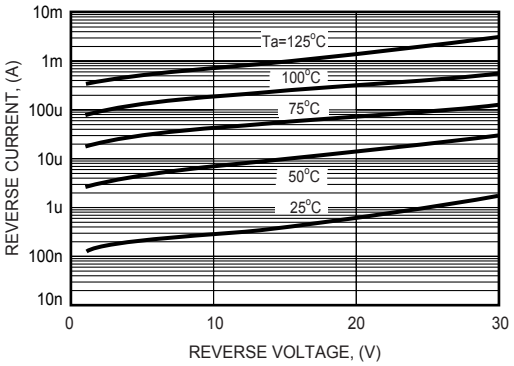

FIG. 3 - TYPICAL JUNCTION CAPACITANCE

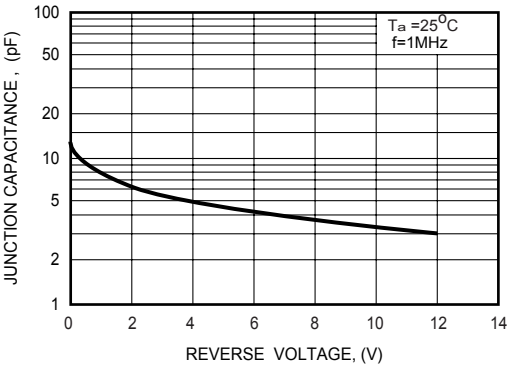
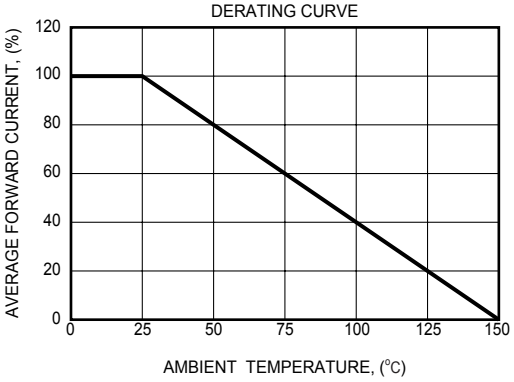
FIG. 4 - TYPICAL FORWARD CURRENT DERATING CURVE